

**1995 MASTER BOND RESOLUTION PARITY ASSET COVERAGE REPORT
AS OF DECEMBER 31, 2007**

Delivered regarding the 1995 Master Bond Resolution adopted November 2, 1995, as supplemented. Not prepared on the basis of generally accepted accounting principles, so capitalized assets, such as Cost of Issuance and Premiums are *not* included as assets, and an estimate for excess yield liability on tax-exempt debt is included.

ASSETS	Parity Total
1. Balance of Insured Eligible Loans in which are no more than 270 day: delinquent unless a claim has been filed by the 270th day in which case the loan may be included until such time as the claim has been returned or rejected:	
A. Eligible Loans-Current Principal Balance	\$ 481,507,526
B. Accrued Borrower Interest on such Eligible Loans	9,917,027
C. Accrued USDE interest and special allowance payments on such Eligible Loans	2,768,649
2. Balance of Investment Securities in the following funds and accounts held by the Trustee	
A. Repayment Account	4,698,068
B. Recycling Sub Account	366,950
C. Loan Fund	1,895,063
D. Rebate Account	73,605
E. Sinking Fund - Interest Account	0
F. Sinking Fund - Principal Account	131,890
G. Debt Service Reserve	3,739,159
H. Accrued Investment Earnings	43,081
3. Authority Collections Holding Account	2,935,985
TOTAL ASSETS	\$ 508,077,004

LIABILITIES	Parity Total
1. Aggregate principal amount of Bonds Outstanding (Senior)	\$ 453,200,000
2. Aggregate principal amount of Bonds Outstanding (Subordinate)	37,210,000
3. Accrued and unpaid interest (Senior)	1,992,353
4. Accrued and unpaid interest (Subordinate)	488,655
5. Accrued and unpaid Program Expenses, Administrative and Servicing Expenses	877,524
6. Due to Other Funds (net)	0
7. Other amounts owed:	
A. Consolidation Loan Rebate	200,772
B. Estimated Rebate Liability	73,206
C. Other Liabilities	14,110
8. Estimated Excess Yield Liability	127,547
TOTAL LIABILITIES	\$ 494,184,167
COVERAGE AMOUNT	13,892,837

TOTAL LIABILITIES and FUND EQUITY **\$ 508,077,004**

TOTAL ASSET COVERAGE RATIO 102.81%
 Total Assets
 Total Liabilities

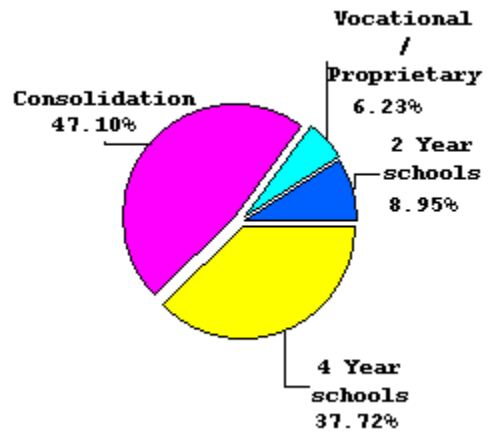
SENIOR COVERAGE AMOUNT \$ 51,591,491
SENIOR COVERAGE RATIO 111.30%

Dated: January 28, 2008

12/31/2007

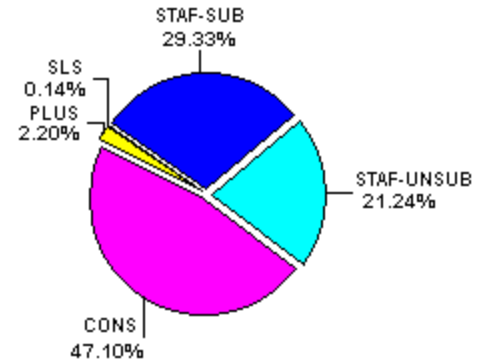
MBR - Loan Portfolio by School Type

School Type	Current Principal Balance (\$)
4 Year schools	181,644,102.00
2 Year schools	43,080,961.00
Vocational / Proprietary	29,978,120.00
Consolidation	226,804,343.00
	<hr/> <hr/>
	481,507,526.00



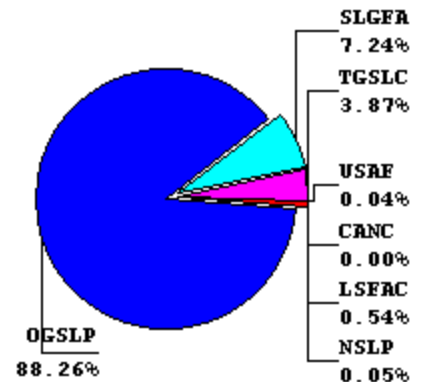
MBR - Loan Portfolio by Loan Type

Loan Type	Current Principal Balance (\$)
Stafford Subsidized	141,218,202.00
Stafford Unsubsidized	102,250,326.00
Plus	10,594,663.00
SLS	658,097.00
Consolidation	226,786,238.00
	<hr/> <hr/>
	481,507,526.00



MBR - Loan Portfolio by Guarantor

Guarantor	Current Principal Balance (\$)
Oklahoma Guaranteed Student Loan Program	424,972,131.00
Student Loan Guarantee Foundation of Arkansas	34,860,154.00
Texas Guaranteed Student Loan Corporation	18,623,812.00
United Student Aid Funds, Inc.	193,209.00
Louisiana Student Financial Assistance Commission	2,595,399.00
National Student Loan Program	260,565.00
College Access Network, Colorado	2,256.00
	<hr/> <hr/>
	481,507,526.00



MBR Summary**12/31/07**

STATUS	TOTAL ALL BOND ID'S	% 'S	% to REPAY
School	68,181,393.00	14.16	
Grace	17,252,378.00	3.58	
Deferment	70,456,972.00	14.63	
Forbearance	68,365,122.00	14.20	
Current Repay			
0-30	202,370,630.00	42.03	
Delinquent			
31-60	15,581,161.00	3.24	4.86
61-90	8,771,864.00	1.82	2.74
91-120	4,999,137.00	1.04	1.56
121-150	3,416,847.00	0.71	1.07
151-180	5,465,390.00	1.14	1.71
181-210	3,341,746.00	0.69	1.04
211-240	2,450,286.00	0.51	0.76
241-270	1,931,053.00	0.40	0.60
over 270	3,779,047.00	0.78	1.18
Total Delinquent	49,736,531.00		15.52
Claim	5,144,500.00	1.07	
Total Insured	481,507,526.00	100.00	
Grand Total inc uninsured	481,612,995.00		
Uninsured	105,469.00		

OSLA 1995 MASTER BOND RESOLUTION
Principal Redemptions and Obligations Outstanding
December 31, 2007

Senior Obligations

<u>Series</u>	<u>Tax Status</u>	<u>Issue Date</u>	<u>Final Maturity Date</u>	<u>Interest Rate Mode</u>	<u>Principal Amount Issued</u>	<u>Less: Principal Matured</u>	<u>Less: Principal Redemptions</u>	<u>Principal Amount Outstanding</u>
2007A-1	Tax-Exempt	04-03-2007	03-01-2037	35-Day Auction	\$ 109,725,000	0	0	\$ 109,725,000
2004A-3	Taxable	11-10-2004	09-01-2034	3-Mo LIBOR Index	100,000,000	0	0	100,000,000
2004A-2	Tax-Exempt	10-14-2004	06-01-2034	35-Day Auction	40,625,000	0	0	40,625,000
2004A-1	Tax-Exempt	01-30-2004	12-01-2033	35-Day Auction	40,625,000	0	0	40,625,000
2001A-2	Taxable	12-20-2001	12-01-2031	28-Day Auction	50,000,000	0	0	50,000,000
2001A-3	Taxable	12-20-2001	12-01-2031	28-Day Auction	25,000,000	0	0	25,000,000
2001A-4	Taxable	12-20-2001	12-01-2011	Quarterly CP Index	50,000,000	0	0	50,000,000
2001A-1	Tax-Exempt	06-01-2001	06-01-2031	5.625%	15,625,000	0	0	15,625,000
1995A-1	Tax-Exempt	11-09-1995	09-01-2025	35-Day Auction	21,600,000	0	0	21,600,000
1995A-2	Tax-Exempt	11-09-1995	09-01-2025	1 Year Auction	<u>7,000,000</u>	0	7,000,000	<u>0</u>
Total Senior					<u>\$ 460,200,000</u>			<u>\$ 453,200,000</u>

Subordinate Obligations

2001B-1	Tax-Exempt	06-07-2001	06-01-2031	35-Day Auction	\$ 25,000,000	0	0	\$ 25,000,000
1996B-1	Tax-Exempt	08-27-1996	08-01-2004	4.90%	5,975,000	\$5,975,000		0
1996B-2	Tax-Exempt	08-27-1996	08-01-2008	5.10%	6,230,000	0	0	6,230,000
1995B-1	Tax-Exempt	11-09-1995	09-01-2008	5.80%	2,000,000	0	0	2,000,000
1995B-2	Tax-Exempt	11-09-1995	09-01-2025	6.35%	<u>3,980,000</u>		0	<u>3,980,000</u>
Total Subordinate					<u>\$ 43,185,000</u>			<u>\$ 37,210,000</u>
Total All Obligations					<u>\$ 503,385,000</u>			<u>\$490,410,000</u>